

Primary 5-7 Lesson



Be informed.

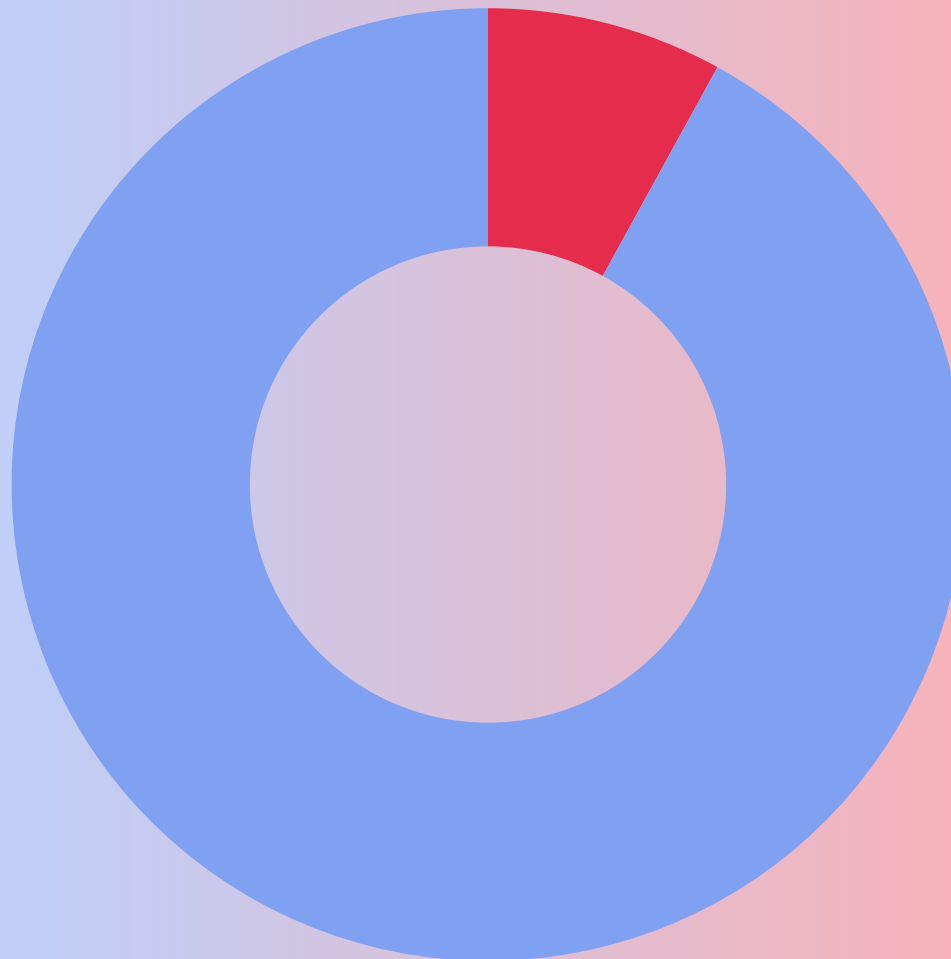


Be curious.



Be heard.

Your latest results: "Do you know how to act in a shop?"



Yes

92%

No

8%

52,804 children & young people voted this week! Were you one of them?

Your views on “Do you know how to act in a shop?” were also heard by:



British Retail Consortium



Institute of Customer Service



Co-op



Aldi



John Lewis



Be informed.



Be curious.



Be heard.

Want to share your views with us? Share your votes and comments by logging into your VotesforSchools account. You can also get in touch at primary@votesforschools.com

Today's VoteTopic:



Can you tell when photos are real?

UNCRC Article 36:
Protection from
exploitation

UN SDG 9:
Industry, innovation &
infrastructure

VfS Key Theme 5:
Science &
technology

1 Lights, camera, action



Whole class activity (4-6 mins)
Your VoteTopic this week is all about **photos!** Let's see **how much you know** about **what photos are** and **how they are made** in this quiz. Show your answer **using 1, 2 or 3 fingers.**

1 Lights, camera, action



photobomb



photocopy



photograph

1 Lights, camera, action



A **photograph** is a **type of picture**. They were invented **over 100 years ago**.

Before photographs, people could only make **drawings** and **paintings**.



The lens on a camera
is like a human eye.



foot



eye



hand

1 Lights, camera, action



Light goes in through the **lens** of a camera, just like light comes in **through your eye**.

This is what helps the camera to take **photographs** of **things**, **people** and **places**.



You can take photos
with a camera,
smartphone or a tablet.



camera



smartphone



tablet

1 Lights, camera, action



In the past, you could **only** use a **camera** to take photos.



Now most **smartphones** have cameras in them too.



You can also take photos on a **tablet**, or even **some laptops**.



Black and white photos are
sometimes from the past.



always



sometimes



never

1 Lights, camera, action



The first photos were in black and white because colour photos **had not been invented yet.**

Now people **sometimes** make their photos black and white because they **like how it looks.**



Once someone set up a fake photo to trick people into thinking they had seen the Loch Ness Monster.



the Loch
Ness Monster



Clifford the
Big Red Dog



Mirabel from
Encanto



Some people think that **photos** are **always real**, and that they show **things, people** and **places as they really are**.

Photos **can** show **real** things. But people can **change photos** so that they do not show things as they really are.

2 Why are we talking about this?



There are so many things that we can do **online** now.

We can go online to **shop, play games, learn about the world, watch videos, talk to people and much more!**



In the past, photos were **always printed out** on special paper.

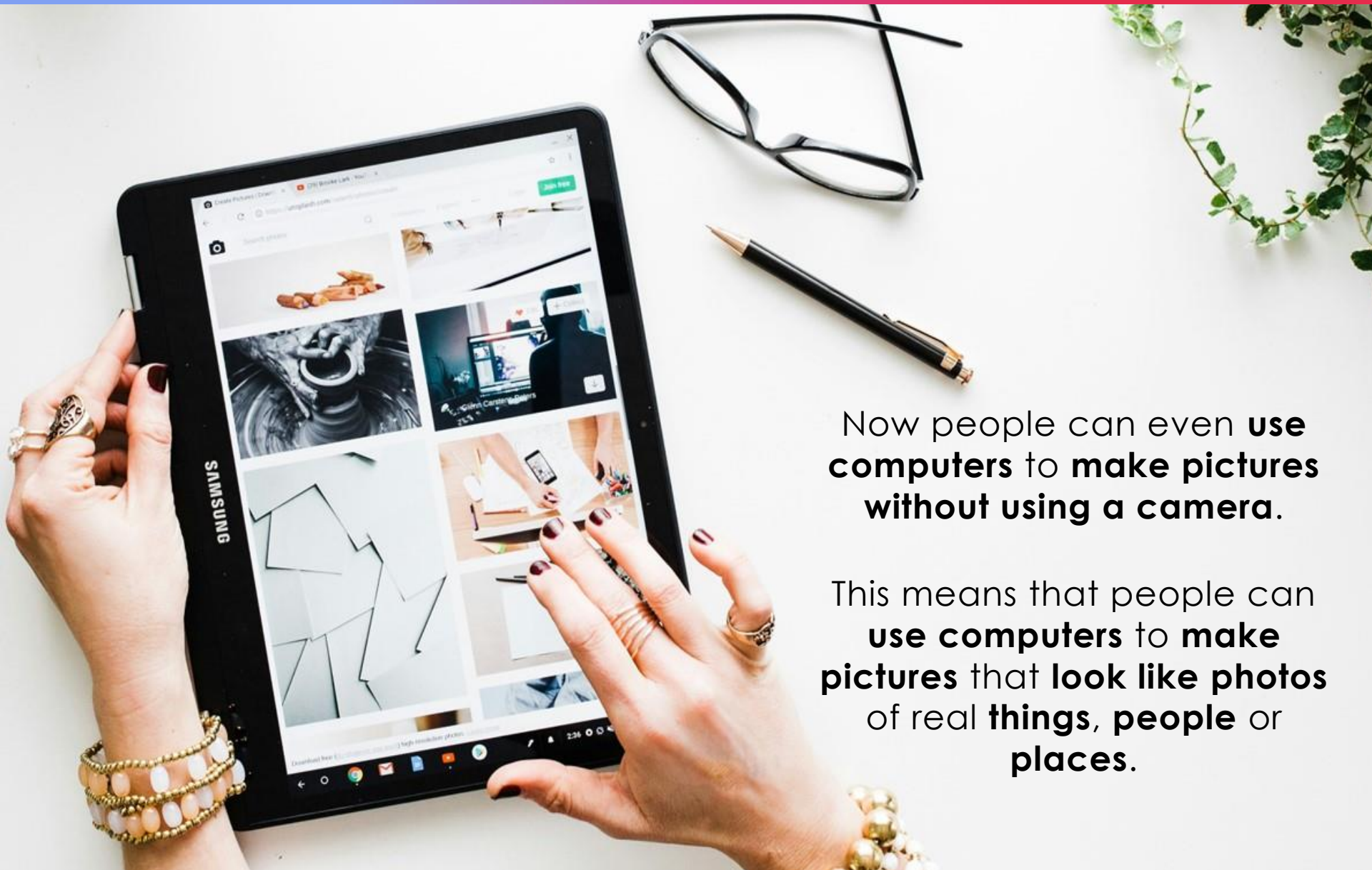
Now many people just **share photos** that they have taken **online** so that **their friends** can see them there.

Online:

Using the **internet** on phones, tablets or computers.



2 Why are we talking about this?



Now people can even **use computers to make pictures without using a camera.**

This means that people can **use computers to make pictures that look like photos of real things, people or places.**

2 Why are we talking about this?

A close-up photograph of a person's hands holding a silver smartphone. The person is wearing several rings on their fingers. The background is dark and out of focus.

Some people are worried that we will get **confused** about what is **real** and what is **not real** if we use computers to make photos.

This week, your VoteTopic question is: **“Do you know when photos are real?”**


3 AI spy with my little eye



Whole class activity (3-5 mins)
Can you work out which photos are **real** and which photos are **not real**?
On each slide, you will be given **two photos to look at**. **Point** to the photo that you think is **not real**.



3 AI spy with my little eye




This photo is
← not real

Someone made this photo **using a computer.**

Point to the photo that is not real.

3 AI spy with my little eye




This photo is
not real →

Someone made this photo
using a computer.

Point to the photo that is not real.

3 AI spy with my little eye




This photo is
← not real

Someone made this photo **using a computer.**

Point to the photo that is not real.

3 AI spy with my little eye




This photo is
not real →



Someone made this photo
using a computer.

Point to the photo that is not real.

3 AI spy with my little eye



Pair activity (1 min)
Tell your partner how many times you guessed which photo was **not real!**





Pair activity (3-5 mins)

Now you are going to think about **different reasons that people might change photos**. For each situation that you see, decide **whether you think it is okay to use a photo that has been made on a computer**. Talk to your partner, using these **sentence starters** to help you explain your ideas.



I think it is **okay** here because...

I think it is **not okay** here because...



4 The camera never lies...

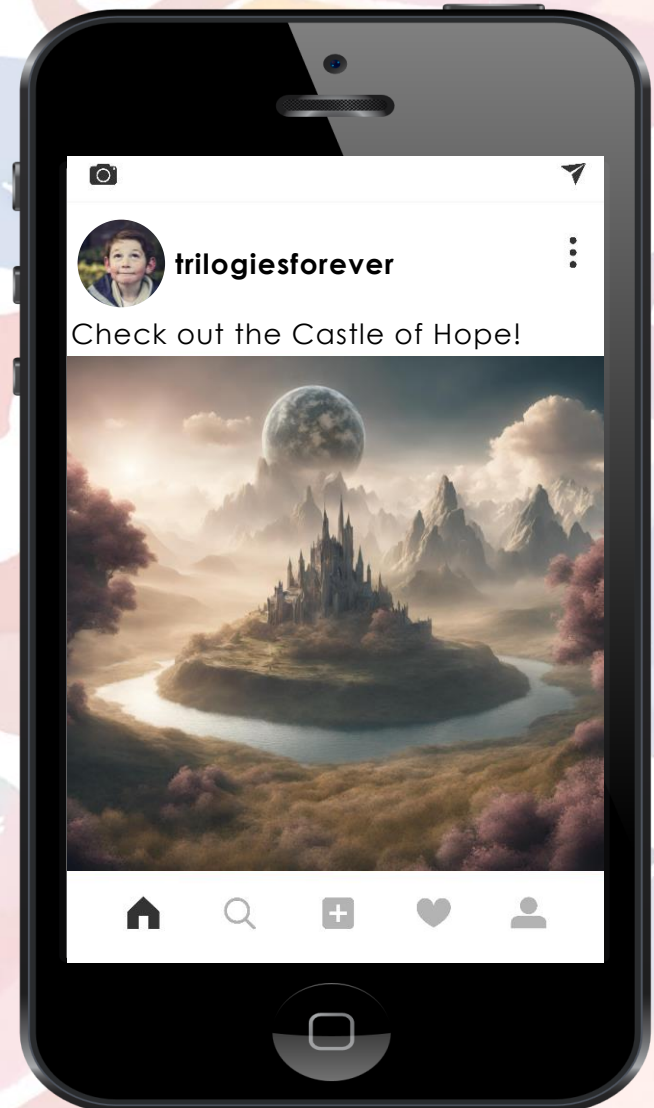


Alan has **written a story**, and he has **used a computer** to make a picture of **one of the places he has described in it.**


I think it is **okay** here because...



I think it is **not okay** here because...



4 The camera never lies...



Dexter has **used a computer** to make a photo of him **with his favourite popstar** to make it look like they are friends.

I think it is **okay** here because...



I think it is **not okay** here because...



4 The camera never lies...

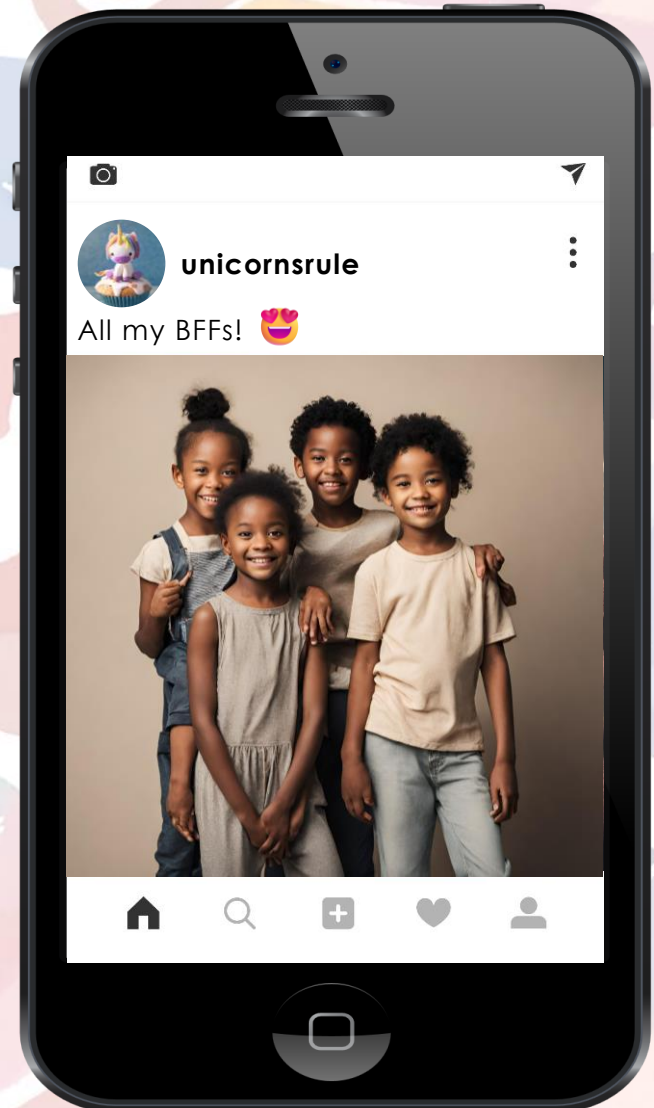


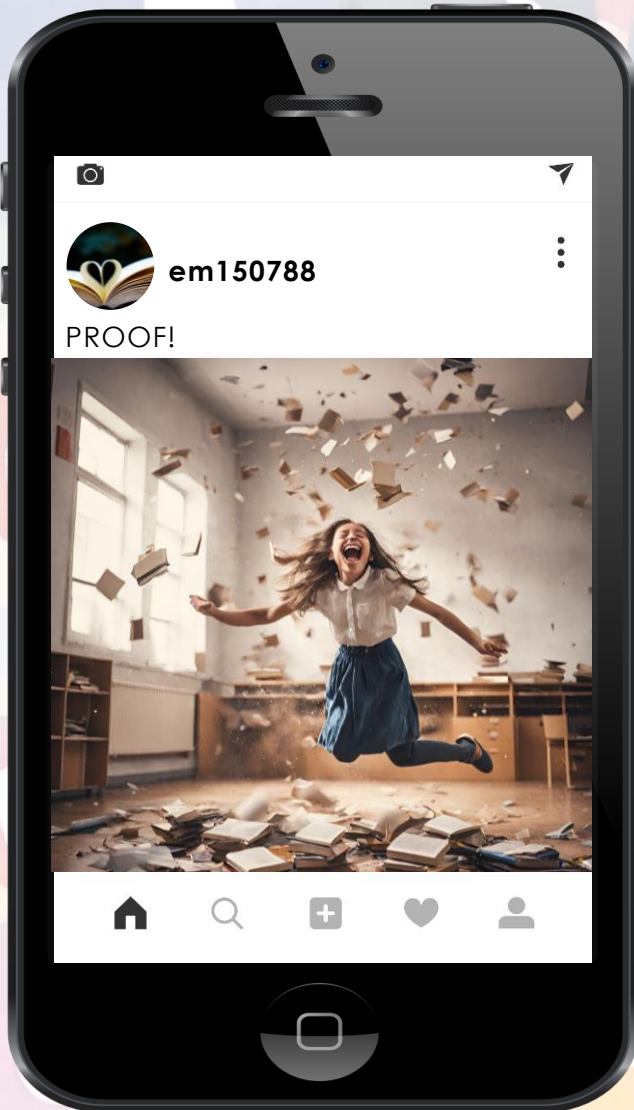
Marie **missed their group photo**, so Danni **used a computer** to make it look like she was there with them.

I think it is **okay** here because...



I think it is **not okay** here because...





Emma has **used a computer** to make a photo **pretending that Tilly is the one who messed up the book corner.**

I think it is **okay** here because...

I think it is **not okay** here because...





Individual reflection (1-2 mins)

Now let's think about what we have seen in this lesson. You're going to hear some **questions** about **spotting photos that are not real**. After each question, **call out either "Yes" or "No"** when your teacher counts to three.

Yes!

No!



Were *you*
tricked by any
of the photos
today?

Yes!

No!



Were your friends
or teachers tricked
by any of the
photos today?

Yes!

No!

Now's your chance to vote on: "Can you tell when photos are real?"

Yes

It is really obvious when a photo is not real, there is always something wrong with it.

I use clues in the photo to tell me if it is real or not.

You can always check with an adult to help you work out whether it is real.

Some of the photos today tricked me – I thought that they were real when they were not.

It won't trick me, but I bet it could trick someone else!

Even adults are tricked by photos that are not real.

No

We will be sharing your thoughts on this topic with UKRI, the AI Council, The Alan Turing Institute, WIRED and the UK Safer Internet Centre.

Log in to your VotesforSchools account to submit your vote and leave a comment.