

Primary 5-7 Lesson



Be informed.



Be curious.



Be heard.

Your latest results: “Would you know how to support a friend of someone important to them died?”

Yes
81%



No

19%

37,940 children & young people voted this week! Were you one of them?

Your views on “Would you know how to support a friend if someone important to them died?” were also heard by:



Child
Bereavement
Network



Grief
Encounter



Winston's
Wish



Sibling
Support



Cruse
Bereavement
Support



Be informed.



Be curious.



Be heard.

Want to share your views with us? Share your votes and comments by logging into your VotesforSchools account. You can also get in touch at primary@votesforschools.com

Today's VoteTopic:

Do you know how technology can make life easier for you?

UNCRC Article 23:
Children with
disabilities

UN SDG 9:
Industry, innovation &
infrastructure

VfS Key Theme 2:
Equalities &
identity

1 Starter: Same difference



Pair activity (2-3 mins)

Five **activities** are going to pop up. Think about this carefully, and then tell your partner which **activities** you find easy and which you find tricky.

Activities:

These could be **tasks** that you need to do, or things that are **fun** and **relaxing**.




Riding a
bike



Making
a story



Using
numbers



Getting
in water



Creating
art

1 Starter: Same difference



We all have different **minds**
and different **bodies**.

This means that we all have
different **skills**.

It also means that we all need
different **things to help us**.

2 Why are we talking about this?



On 3rd December, it is **International Day of People with Disabilities**.

If someone has a **disability**, they might find they face more **obstacles** when trying to take part in activities.

Obstacle:
Something that makes **taking part difficult** or **stops** you taking part at all.



2 Why are we talking about this?



People might need **help with their bodies** to **take part** in **activities**.



2 Why are we talking about this?



You **might not know** that someone **needs help** to take part **on their own**, because you **cannot see why they need help**.

2 Why are we talking about this?



When you are finding things tricky, sometimes there is **technology** that can **help you** to **do** your task, or to **join in** with an activity.

Technology:
Tools that people have made to help us with **different jobs** in our lives.

This week, we are talking about this question: **Do you know how technology can make life easier for you?**



Individual activity (3-5 mins)

In this video from Unicef, you will see a cartoon about some children who want to take part with everyone else. What does the **magic blue hand** make that helps a child at 0:32?



Challenge (1 min)

How do you think it feels when you want to **take part with everyone else**, but there is something **stopping** you (an **obstacle**)? Think about the children in this cartoon.

4 Zooming in



Over time, people have made **technology** that helps us to do lots of **different things** in our lives.

This can be very **helpful** for people who want to take part in the **same activities as everyone else**.





4 Zooming in



Pair activity (5-7 mins)
On the next few slides, you will be given **clues** about some **technology** that helps people to **take part in day-to-day activities**. Talk to your partner to see if you can work out **what the item is** and **what it is used for**.





Clue 1: This helps people to get into buildings.

Clue 2: It is a slope that is lower at one end and higher at the other end.



**What is the item?
What is it used for?**

4 Zooming in



This is a ramp.

Most older buildings have **steps** which are an **obstacle** for **someone in a wheelchair**. A ramp lets the wheels **move up** into or **down from** the building more **easily**.



Clue 1: This object is like a chair. Some are electronic and some are not.


Clue 2: It has two or more wheels.

**What is the item?
What is it used for?**

A close-up photograph of a person's hand pushing the large rear wheel of a silver wheelchair. The person is wearing a black backpack and a black top. The background is blurred, showing another wheelchair and a person's legs.

This is a
wheelchair.

Wheelchairs are used by people who **need help getting around**. The first wheelchair that you could **push for yourself** was invented in **1655!**




Clue 1: It has doors that open and shut.

Clue 2: It moves up and down.

**What is the item?
What is it used for?**


4 Zooming in

A photograph of an elderly woman with short white hair and glasses, wearing a light blue denim jacket over a grey t-shirt and tan pants. She is sitting in a wheelchair and has a white tote bag on her lap. She is reaching out with her right hand to press a button on the control panel of a lift. The lift panel has buttons for floors 1, 2, and 3, and a red emergency stop button. The background shows the interior of a building with glass railings.

This is a lift.

Lifts are helpful for people to get **up and down** inside a building.

4 Zooming in



Clue 1: It helps people who cannot see.

Clue 2: It is often found on important signs.

**What is the item?
What is it used for?**





This is Braille.

Braille is a **language** for people who **cannot see**. They can use **their fingers** to **feel the pattern** that has been made and **read** which letter it is **using touch**.



4 Zooming in



Clue 1: It helps people who cannot see.

Clue 2: It is usually found on train and tram stations, and at the edge of roads.

**What is the item?
What is it used for?**

4 Zooming in



Tactile means **something that you can touch**. These **raised bumps** and **bars** can be **felt through shoes** or **with a walking stick**. They **warn someone who cannot see** that there is something to **watch out for**, like a **road** or a **platform edge**.

This is Tactile Paving.

5 Solutions in your settings



Today, there are lots of **new tools** that we can use on our **electronic items** if we need help to **do something on our own**.



5 Solutions in your settings



Pair activity (4-6 mins)

Now you will hear about some **tools** that you can use on **electronic items** that can help people. **Talk to your partner** about **how** these tools could be **helpful**.



Subtitles



Most **video services** (like YouTube and Netflix) have **subtitles** that you can turn on. **Subtitles** are when the **words** that are being **said in a video** appear on the **screen**.

How could this tool be helpful?

5 Solutions in your settings


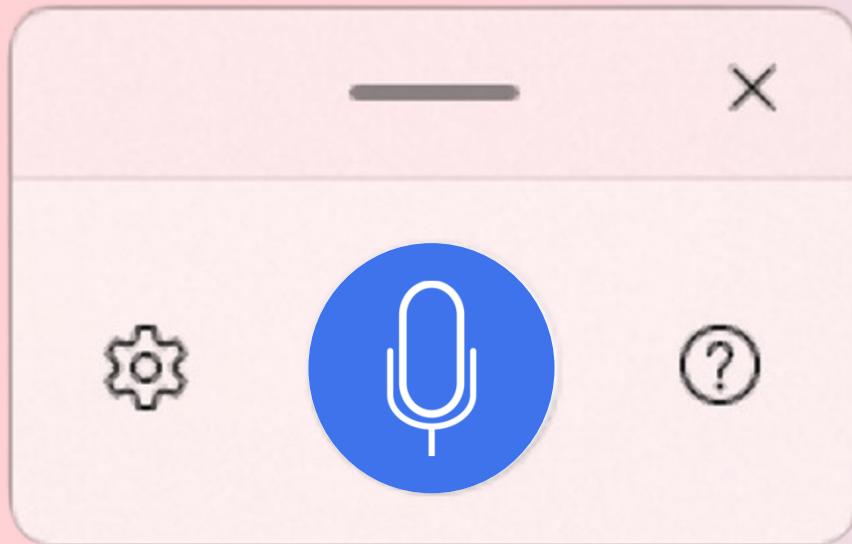


I'm still **learning English**, and **subtitles** help me **understand** what I am hearing.

I **cannot hear**, so I use the **subtitles** to find out **what is going on in videos**.



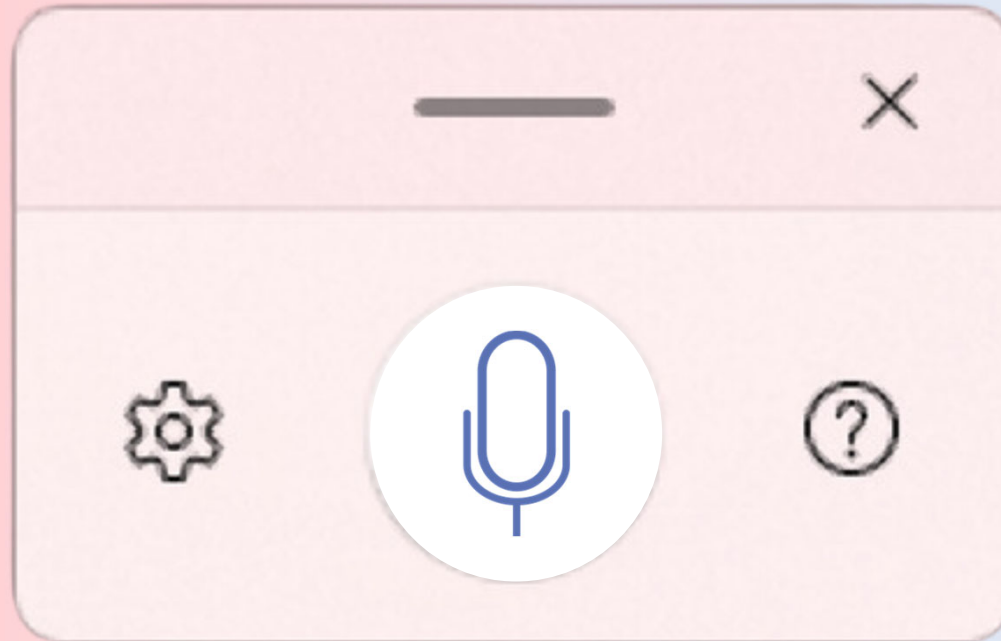
Voice Typing



Microsoft has a **Voice Typing** tool. If you speak into a **microphone**, the words will **appear in a text box**.

How could this tool be helpful?

5 Solutions in your settings



I only have **three fingers** so I **find holding a pencil hard**.
This way I can still write stories **with the rest of my class**.

Sometimes **my ideas get lost** when I start writing. Voice typing **helps me to remember** all my ideas.



Different coloured screens

| | | | | | | | | | |
|----|----|----|----|----|----|----|----|----|-----|
| 1 | 2 | 3 | 4 | 5 | 6 | 7 | 8 | 9 | 10 |
| 11 | 12 | 13 | 14 | 15 | 16 | 17 | 18 | 19 | 20 |
| 21 | 22 | 23 | 24 | 25 | 26 | 27 | 28 | 29 | 30 |
| 31 | 32 | 33 | 34 | 35 | 36 | 37 | 38 | 39 | 40 |
| 41 | 42 | 43 | 44 | 45 | 47 | 47 | 48 | 49 | 50 |
| 51 | 52 | 53 | 54 | 55 | 56 | 57 | 58 | 59 | 60 |
| 61 | 62 | 63 | 64 | 65 | 66 | 67 | 68 | 69 | 70 |
| 71 | 72 | 73 | 74 | 75 | 76 | 77 | 78 | 79 | 80 |
| 81 | 82 | 83 | 84 | 85 | 86 | 87 | 88 | 89 | 90 |
| 91 | 92 | 93 | 94 | 95 | 96 | 97 | 98 | 99 | 100 |

In a computer's **settings**, you can **change the colours** that you see on all the **websites** and **apps** that you use. **Watch this screen** and see how the colour can be changed to suit different people.

Challenge (1 min)
How might this help in a Maths lesson?



5 Solutions in your settings



Different coloured screens

| | | | | | | | | | |
|----|----|----|----|----|----|----|----|----|-----|
| 1 | 2 | 3 | 4 | 5 | 6 | 7 | 8 | 9 | 10 |
| 11 | 12 | 13 | 14 | 15 | 16 | 17 | 18 | 19 | 20 |
| 21 | 22 | 23 | 24 | 25 | 26 | 27 | 28 | 29 | 30 |
| 31 | 32 | 33 | 34 | 35 | 36 | 37 | 38 | 39 | 40 |
| 41 | 42 | 43 | 44 | 45 | 47 | 47 | 48 | 49 | 50 |
| 51 | 52 | 53 | 54 | 55 | 56 | 57 | 58 | 59 | 60 |
| 61 | 62 | 63 | 64 | 65 | 66 | 67 | 68 | 69 | 70 |
| 71 | 72 | 73 | 74 | 75 | 76 | 77 | 78 | 79 | 80 |
| 81 | 82 | 83 | 84 | 85 | 86 | 87 | 88 | 89 | 90 |
| 91 | 92 | 93 | 94 | 95 | 96 | 97 | 98 | 99 | 100 |

In a computer's **settings**, you can **change the colours** that you see on all the **websites** and **apps** that you use. **Watch this screen** and see how the colour can be changed to suit different people.

How could this tool be helpful?

VOTESFORSCHOOLS

I have **dyslexia**, so **changing the colours** on a screen can make it **easier** for me to read things.

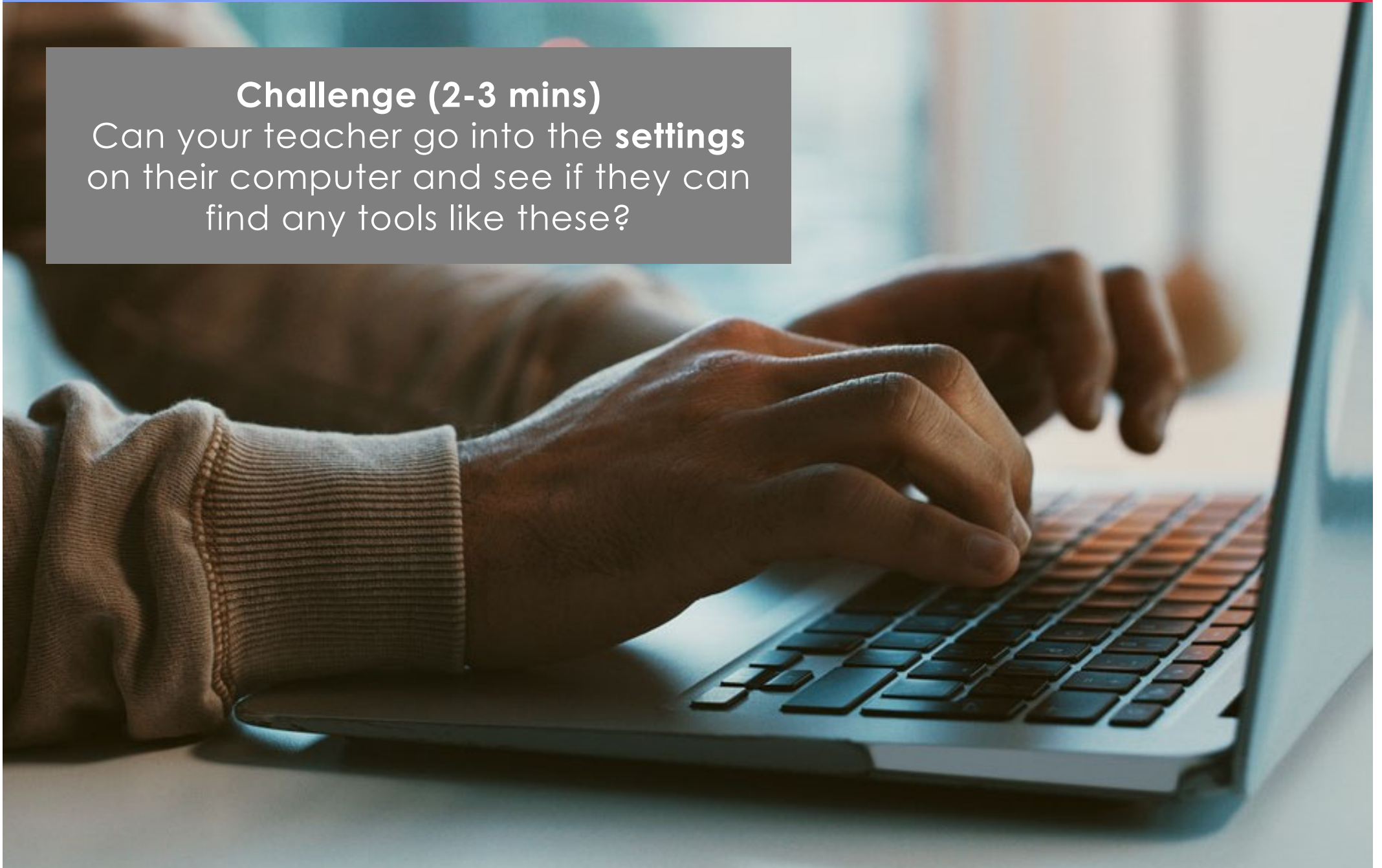
Lots of bright colours **distract me** and make it hard for me to focus. **Grey, black and white** make it **easier** for me.

5 Solutions in your settings



Challenge (2-3 mins)

Can your teacher go into the **settings** on their computer and see if they can find any tools like these?



Now's your chance to vote on: "Do you know how technology can make life easier for you?"

Yes

There is so much technology that can help me deal with obstacles in my life.

If I find something tricky, there is probably some technology that can help me.

I already use technology to help me in lots of different ways.

There might be lots of technology, but I only found out about some of it today.

I haven't heard of any ideas that will help me with things I find tricky.

I know about technology that helps, but it is too expensive so I can't try it out.

No

We will be sharing your thoughts on this topic with Scope, Disability Rights UK, Sociability, Mencap and Sense.

Log in to your VotesforSchools account to submit your vote and leave a comment.